

PRIME DESIGN™

A Safe Fleet Brand



AR-2100 SERIES

MODELS AVAILABLE:

AR-2100 SERIES (CLEAR ANODIZED)

AR-2100-BLK SERIES (BLACK ANODIZED)

AR-2100-AR-2108 Side Rail Pairs (Clear or Black Anodized)

Page 2-3	Packaging Contents and Configurations
Page 4	Side Rail Assembly

PRIME DESIGN, A SAFE FLEET BRAND

Address: 580 Opperman Drive, Eagan, MN 55123 • Toll Free: 1.8.PRIME.RACK
Fax: 651-552-1799 • Email: info@primedesign.net • Website: www.primedesign.net

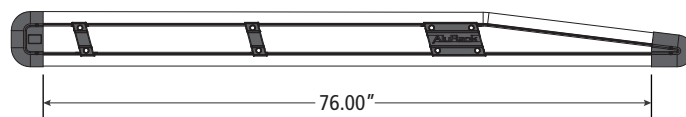
CONTENT OVERVIEWS

NOTE: Solid Side Rail pairs are packaged fully assembled. Split Side Rail pairs are packaged with Front Left/Right Side Rails, Rear Left/Right Side Rails, and Left/Right Rail Connectors, and require assembly. See Page 4 for Assembly Instructions.

76" Side Rail Assembly-Solid Pair

AR-2100 (Clear Anodized)

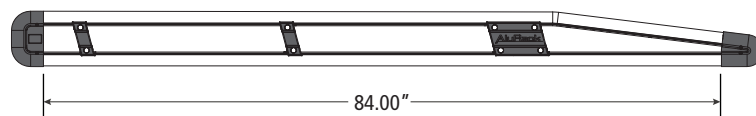
AR-2100-BLK (Black Anodized)



84" Side Rail Assembly-Solid Pair

AR-2101 (Clear Anodized)

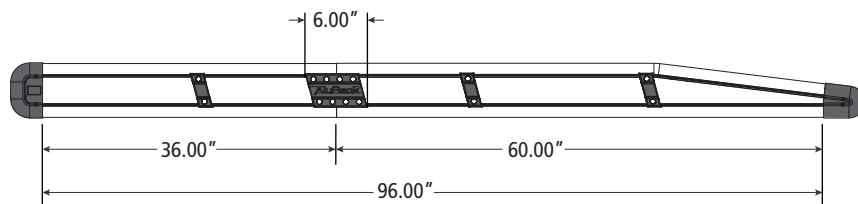
AR-2101-BLK (Black Anodized)



96" Side Rail Assembly, Split Pair with 6" Side Rail Connectors

AR-2102 (Clear Anodized)

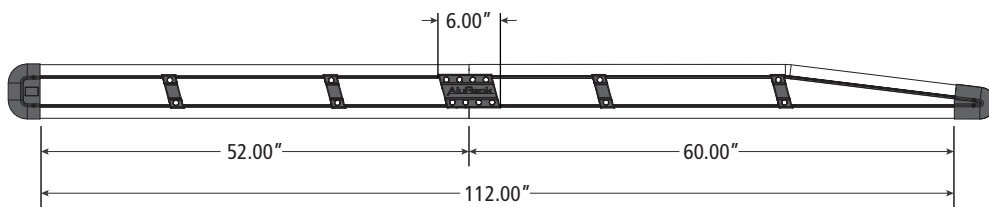
AR-2102-BLK (Black Anodized)



112" Side Rail Assembly, Split Pair with 6" Side Rail Connectors

AR-2103 (Clear Anodized)

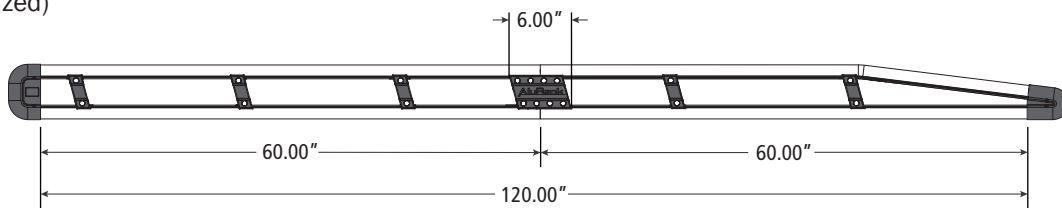
AR-2103-BLK (Black Anodized)



120" Side Rail Assembly, Split Pair with 6" Side Rail Connectors

AR-2104 (Clear Anodized)

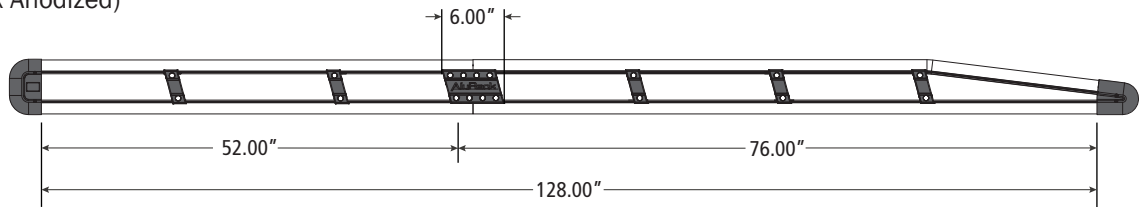
AR-2104-BLK (Black Anodized)



128" Side Rail Assembly, Split Pair with 6" Side Rail Connectors

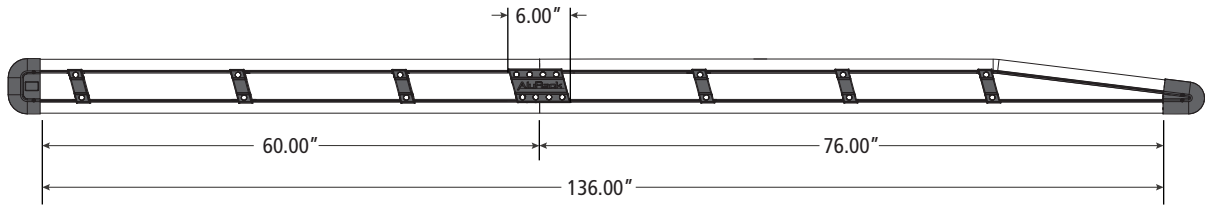
AR-2105 (Clear Anodized)

AR-2105-BLK (Black Anodized)

**136" Side Rail Assembly, Split Pair with 6" Side Rail Connectors**

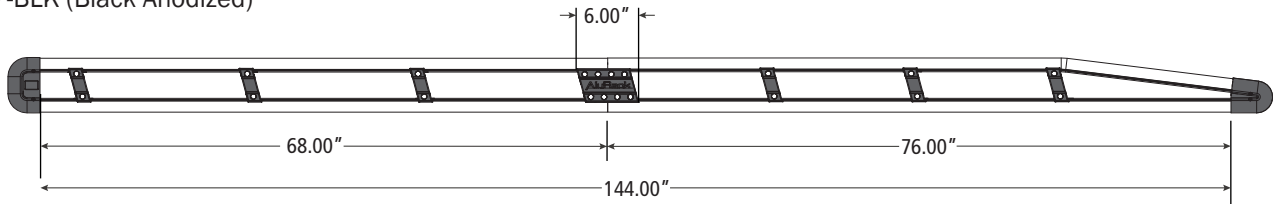
AR-2106 (Clear Anodized)

AR-2106-BLK (Black Anodized)

**144" Side Rail Assembly, Split Pair with 6" Side Rail Connectors**

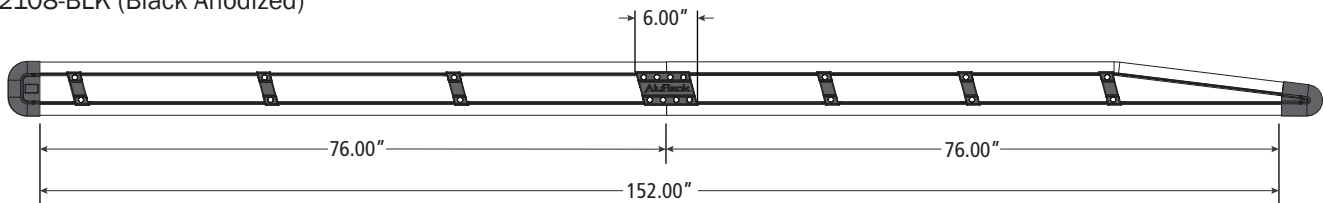
AR-2107 (Clear Anodized)

AR-2107-BLK (Black Anodized)

**152" Side Rail Assembly, Split Pair with 6" Side Rail Connectors**

AR-2108 (Clear Anodized)

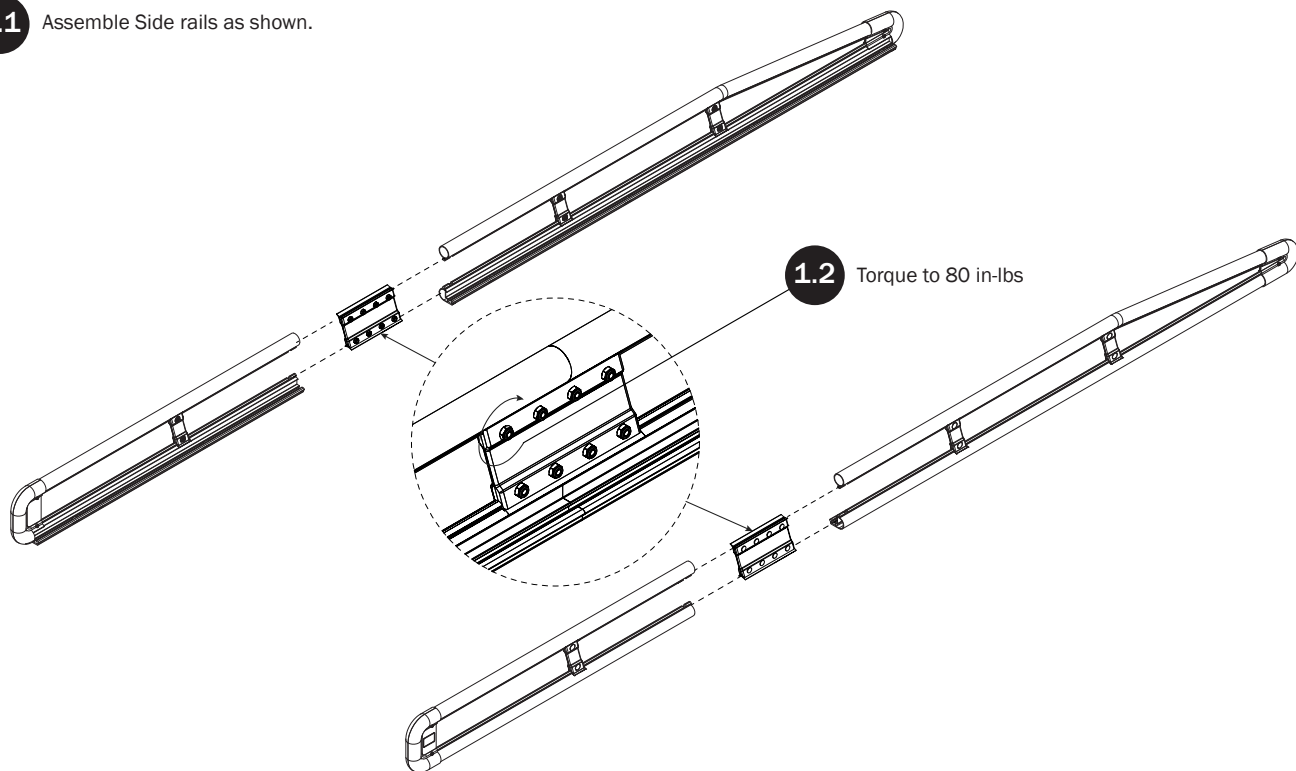
AR-2108-BLK (Black Anodized)




SIDE RAIL ASSEMBLY—SPLIT RAIL PAIRS ONLY

NOTE: No assembly needed for AR-2100 and AR-2101 (Solid Pair Assemblies).

1.1 Assemble Side rails as shown.



USAM-AR2100SERIES-US01 Rev-A 0319



To install Crossbars and Roller, refer to your respective AR Crossbar Module Assembly Manual included with your chosen rack configuration features.

INSTALLER NOTE: To purchase applicable features and accessories, please contact your authorized distributor, or a Prime Design Sales & Service Representative.